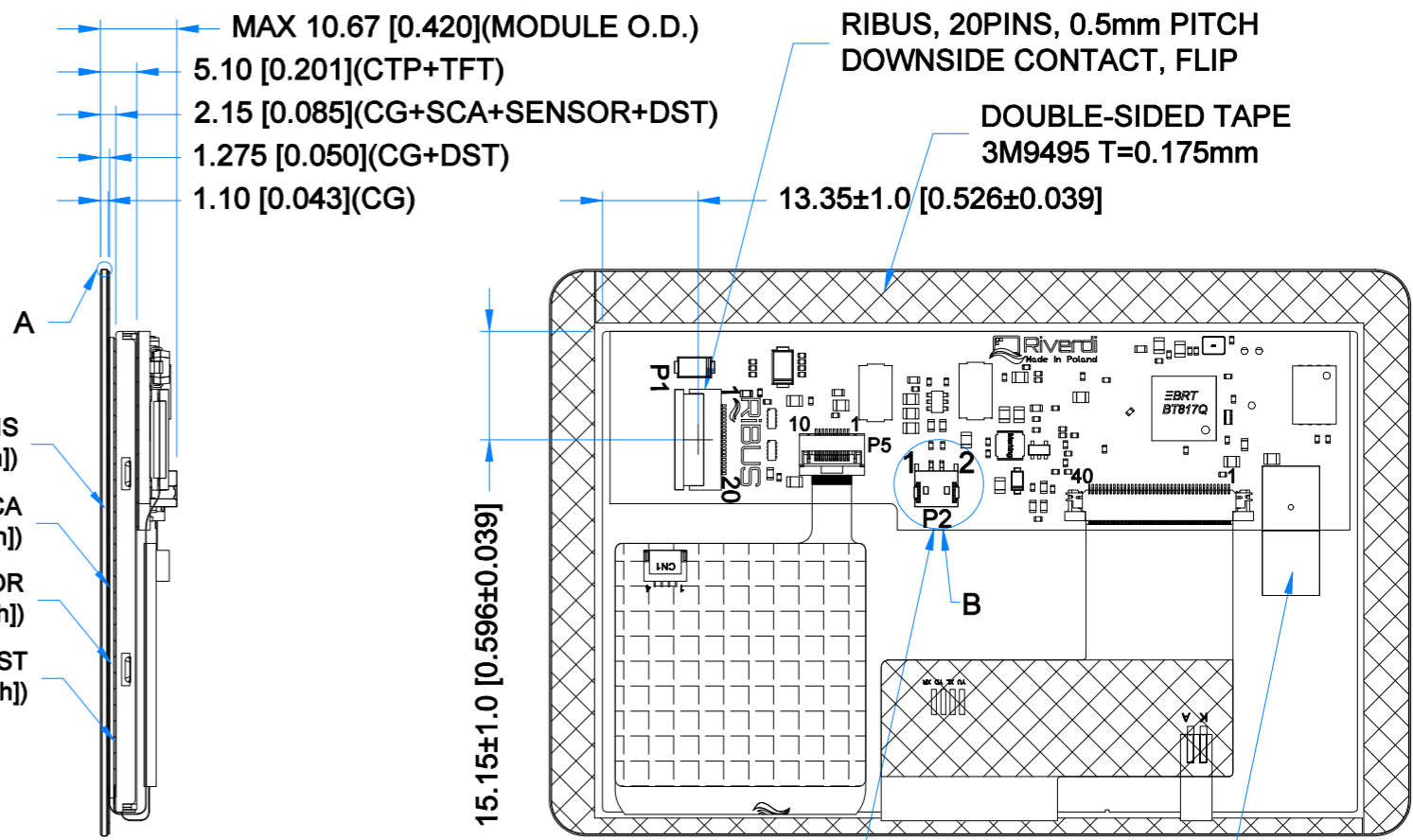
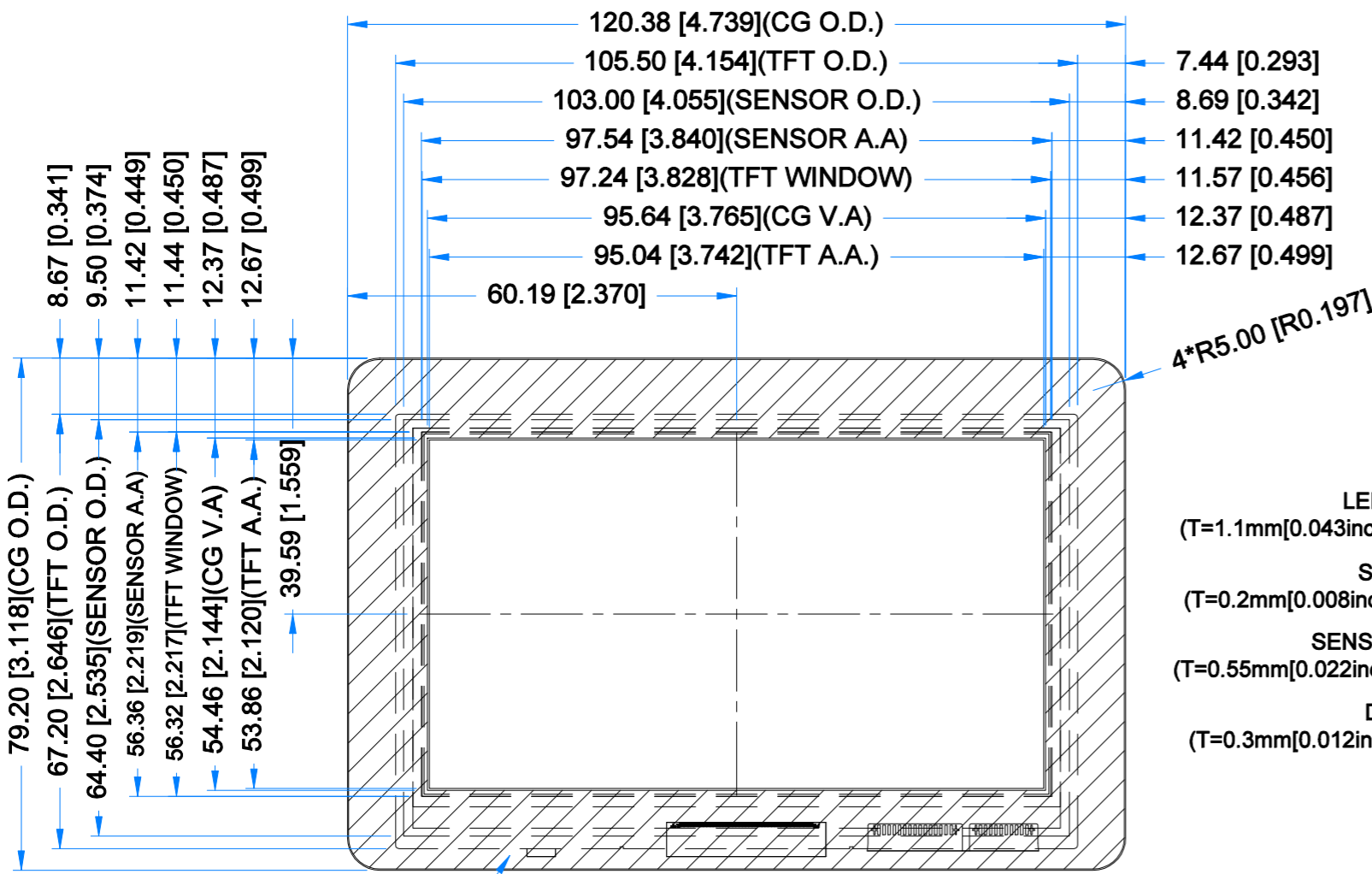
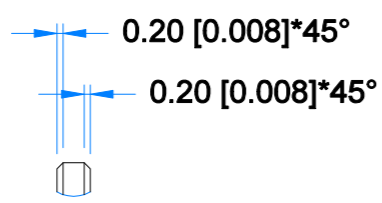


Revision:	Changes:	Date:
1.0	Initial Case	2020.12.11
1.1	PCB Update And Dimension Overhaul	2021.04.28
1.2	Adding Speaker PN And Matching Connector PN	2021.07.08
1.3	PCB Update And Added Grounding Tape And Dimensions Overhaul	2022.08.18

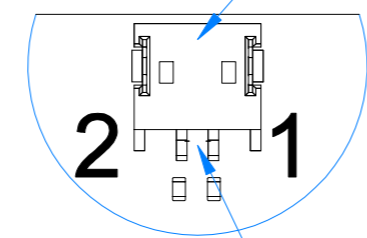


BLACK MASK PRINTING
COLOR: RAL9005

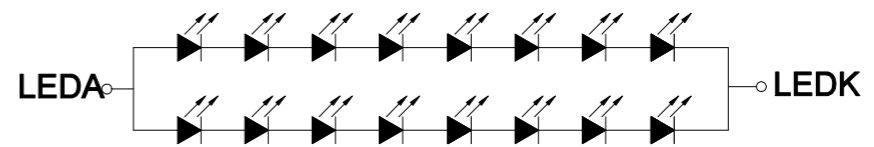
DETAIL A
SCALE 4:1



DETAIL B
SCALE 4:1



MATCHING CABLE CONNECTOR:
648002113322



LED Diagram Circuit

TFT NOTES:

- LCD TYPE: TRANSMISSIVE, NORMALLY BLACK, IPS
- RESOLUTION: 480x272
- VIEWING ANGLE: FREE
- SURFACE LUMINANCE: 800 cd/m²
- DRIVING IC ON THE BOARD: BT817Q
- INTERFACE: SPI/QSPI
- SUPPLY VOLTAGE FOR MODULE: 3.3V
- SUPPLY VOLTAGE FOR BACKLIGHT: 5.0V(TYP.), BUILT-IN LED DRIVER

TP NOTES:

- TP STRUCTURE: G+G
- CG THICKNESS: 1.10mm[0.043inch]
- SURFACE HARDNESS: 7H
- DRIVER IC: ILI2132A
- INTERFACE: SPI/QSPI VIA RIBUS AND BT817Q

GENERAL NOTES:

- AIR BONDING BETWEEN TFT AND CTP
- OPERATING TEMPERATURE: -20°C ~ 70°C
- STORAGE TEMPERATURE: -30°C ~ 80°C
- WITHOUT INDIVIDUAL TOLERANCE: ±0.3mm[0.012inch]
- RoHS3 COMPLIANT

PN: RVT43HLBNWC00

SN:

DRAWN: M.Natywa 2022.08.18

CHECKED: Carol 2022.08.23

APPR:

2022.08.18 1:1.00

2022.08.23 [mm]

ISO A3 P. 1 of 1



P1-RIBUS CONNECTOR			
Pin No.	Desc.	Pin No.	Desc.
1	VDD	11	GPIO.1/IO.2
2	GND	12	GPIO.2/IO.3
3	SPI_SCLK	13	NC
4	MISO/IO.1	14	NC
5	MOSI/IO.0	15	NC
6	CS	16	NC
7	INT	17	BLVDD
8	RST/PD	18	BLVDD
9	GPIO.0	19	BLGND
10	DISP_AUDIO	20	BLGND

P2-LOUDSPEAKER OUTPUT CONNECTOR			
Pin No.	Desc.	Pin No.	Desc.
1	SPEAKER+	2	SPEAKER-