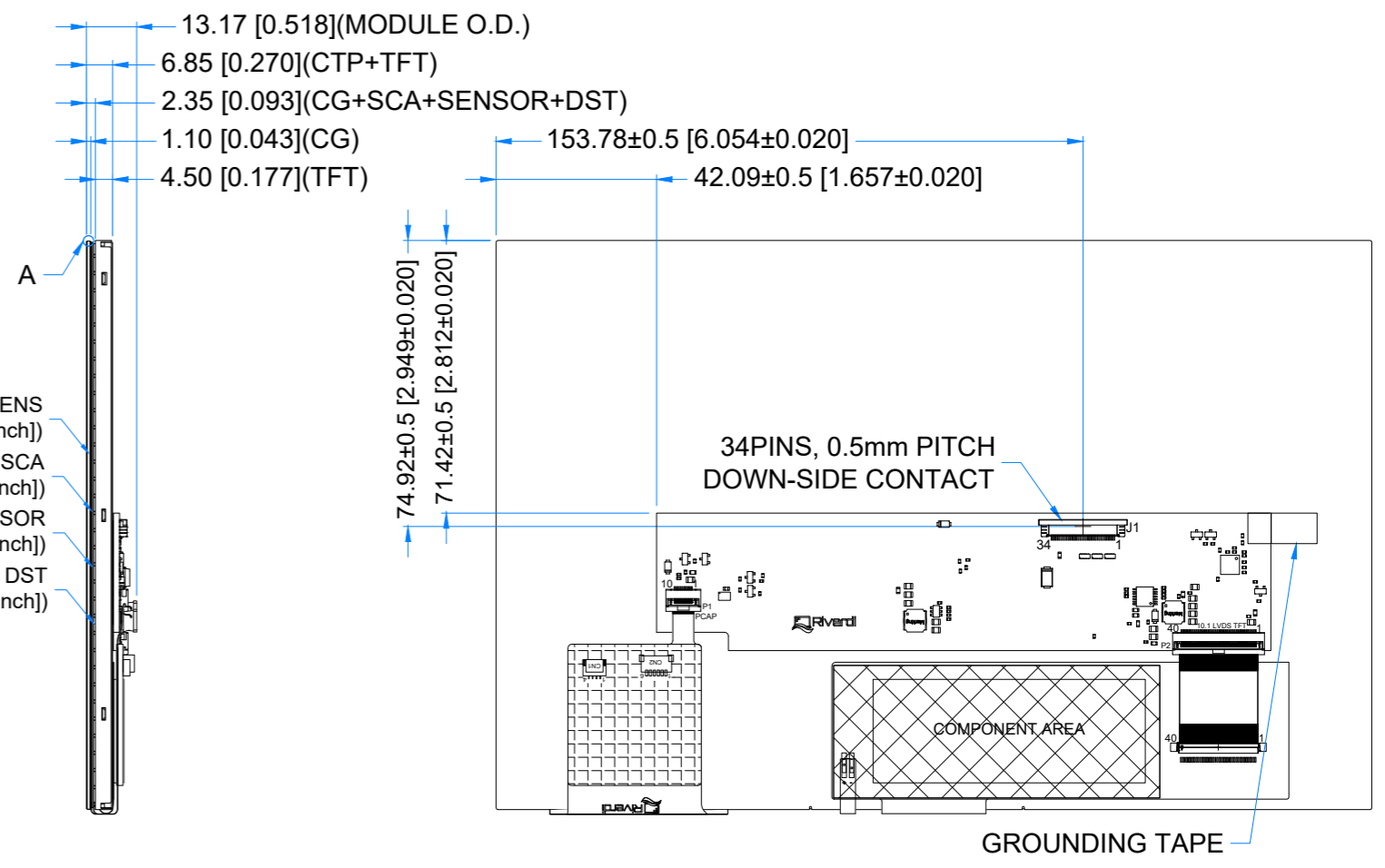
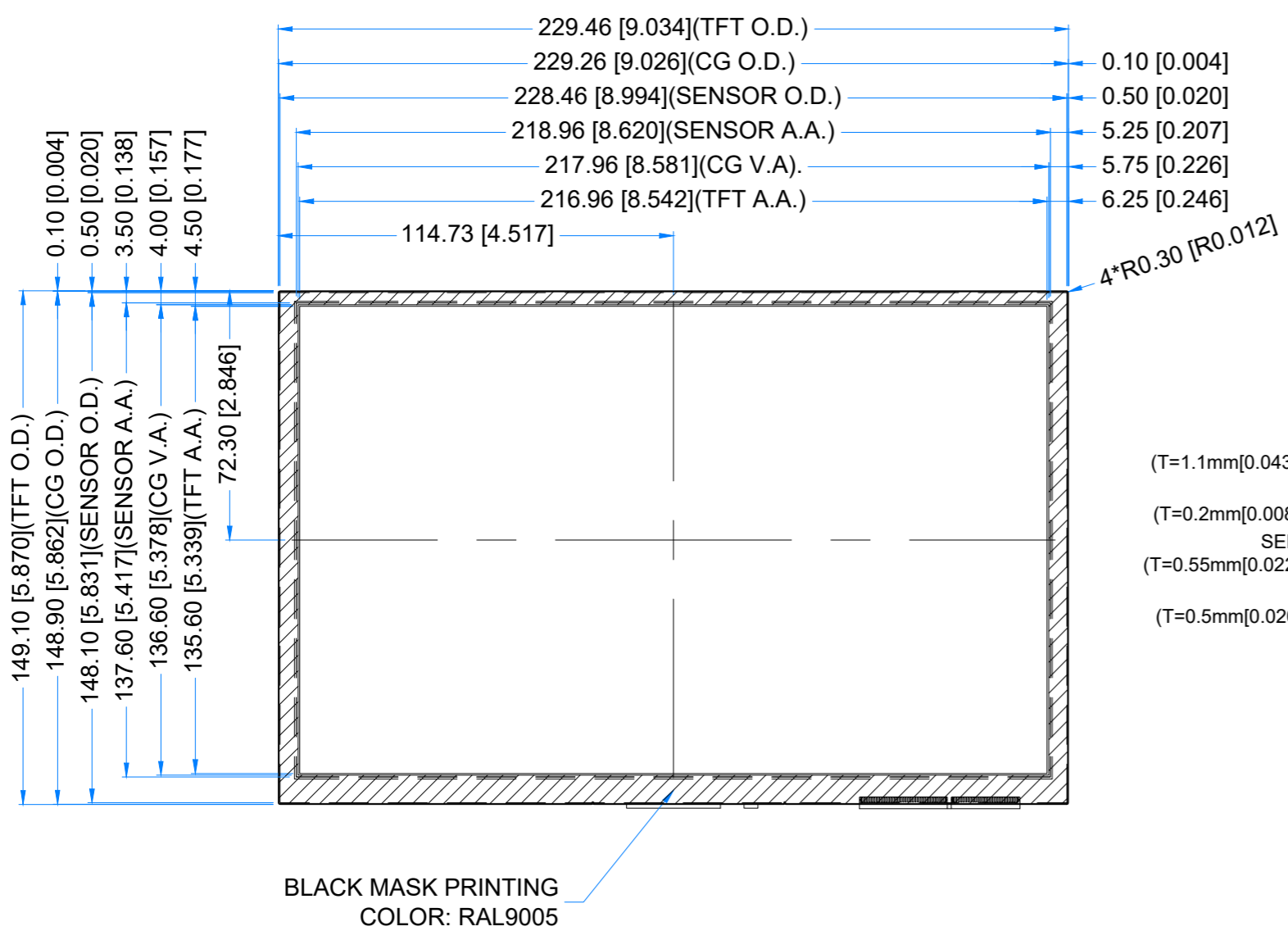
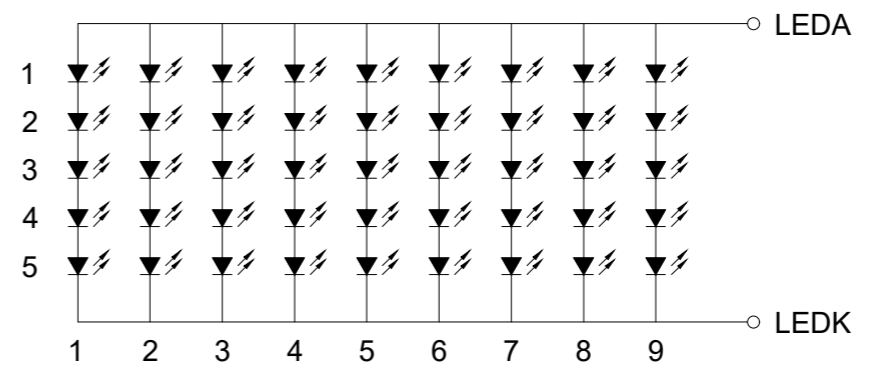
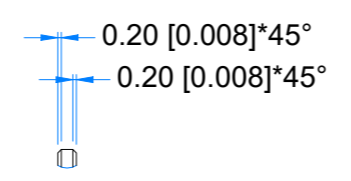


Revision:	Changes:	Date:
1.0	Initial Case	2023.08.28



DETAIL A
 SCALE 4:1



LED Diagram Circuit

PINOUT ON THE 2ND PAGE

LCD NOTES:
 1. LCD TYPE: TRANSMISSIVE, NORMALLY BLACK, IPS
 2. RESOLUTION: 1280x800
 3. VIEWING ANGLE: FREE
 4. SURFACE LUMINANCE: 800 cd/m²
 5. DRIVING IC ON THE BOARD: SN65DSI83ZXHR
 6. INTERFACE: MIPI DSI
 7. SUPPLY VOLTAGE FOR MODULE: 5.0 V

TP NOTES:
 1. TP STRUCTURE: G+G
 2. CG THICKNESS: 1.10mm[0.043inch]
 3. SURFACE HARDNESS: 7H
 4. DRIVER IC: ILI2132A
 5. INTERFACE: I2C INTERFACE

GENERAL NOTES:
 1. ZERO BAD PIXELS FOR TFT
 2. AIR BONDING
 3. OPERATING TEMPERATURE: -20°C ~ 70°C
 4. STORAGE TEMPERATURE: -30°C ~ 80°C
 5. WITHOUT INDIVIDUAL TOLERANCE:
 ±0.3mm[0.012inch]
 6. RoHS COMPLIANT

PN: RVT101HVDNWCA0
 SN:
 DRAWN: M.Natywa
 CHECKED: Carol Gao
 APPR:

2023.08.28
 2023.09.04

1:1.80
 [mm]

ISO A3
 P. 1 of 1