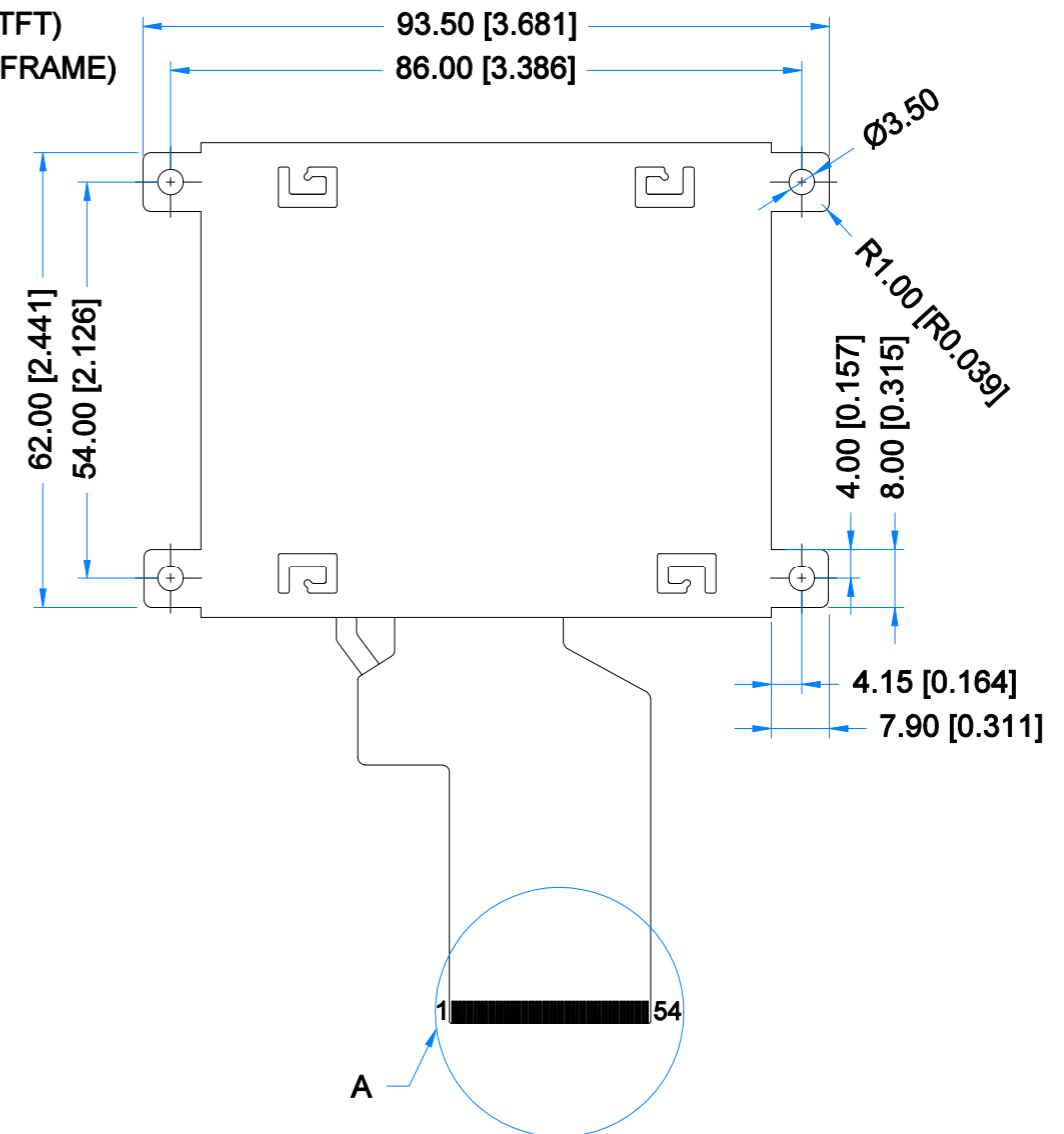
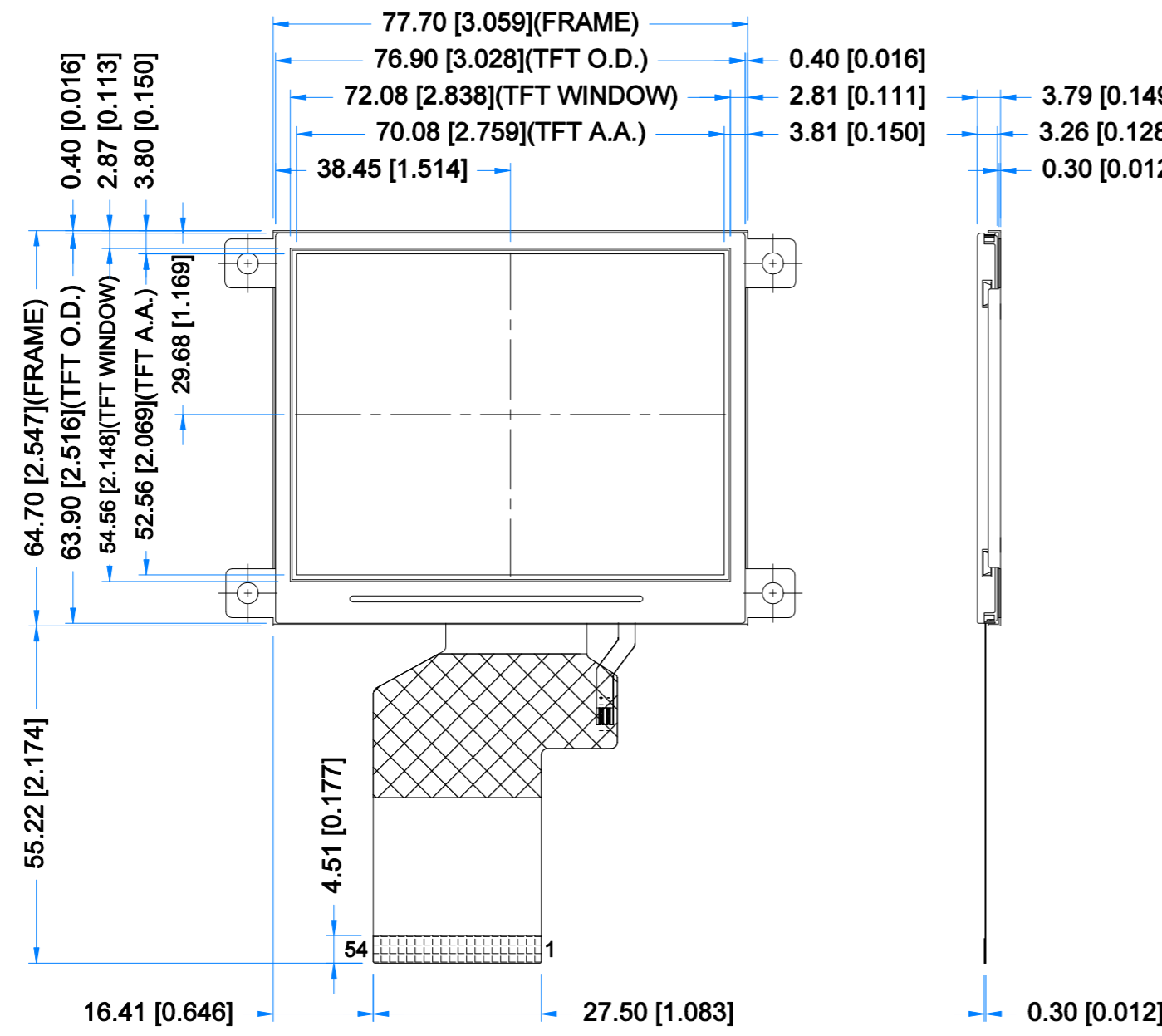
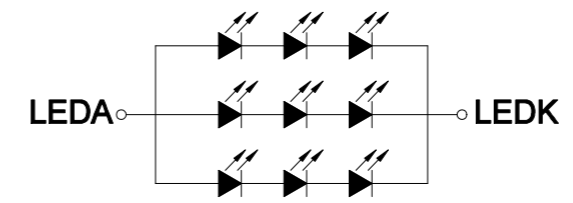
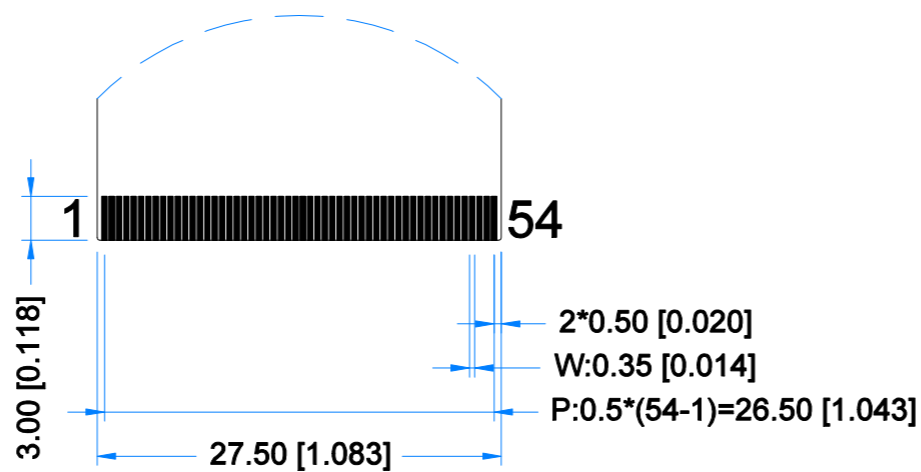


Revision:	Changes:	Date:
1.0	Initial Case	2020.08.17
1.1	Dimensions Overhaul	2021.07.02



DETAIL A
SCALE 2:1



LED Diagram Circuit

PINOUT ON THE 2ND PAGE

TFT NOTES:

- LCD TYPE: TRANSMISSIVE, NORMALLY BLACK, IPS
- RESOLUTION: 320x240
- VIEWING ANGLE: FREE
- DRIVER IC: ST7272A
- DRIVING VOLTAGE: 3.3V
- SURFACE LUMINANCE: 1000cd/m²
- BACKLIGHT: 9 LEDS, V_f=9.6V, I_f=60mA

GENERAL NOTES:

- OPERATING TEMPERATURE: -20°C ~ 70°C
- STORAGE TEMPERATURE: -30°C ~ 80°C
- WITHOUT INDIVIDUAL TOLERANCE:
±0.3mm[0.012inch]
- RoHS COMPLIANT

PN: RVT35HHTFWN00
SN:
DRAWN: M.Natywa
CHECKED: K.Brodacka
APPR:



2021.07.02	1:1.03	
2021.07.06	[mm]	
ISO A3	P. 1 of 1	



TFT CONNECTOR			
Pin No.	Desc.	Pin No.	Desc.
1	LED-K	28	R0
2	LED-K	29	R1
3	LED-A	30	R2
4	LED-A	31	R3
5	NC	32	R4
6	NC	33	R5
7	NC	34	R6
8	RESET	35	R7
9	NC	36	HSYNC
10	NC	37	VSYNC
11	NC	38	DOTCLK
12	B0	39	NC
13	B1	40	NC
14	B2	41	VCC
15	B3	42	VCC
16	B4	43	NC
17	B5	44	NC
18	B6	45	NC
19	B7	46	NC
20	G0	47	NC
21	G1	48	NC
22	G2	49	NC
23	G3	50	NC
24	G4	51	NC
25	G5	52	DEN
26	G6	53	GND
27	G7	54	GND