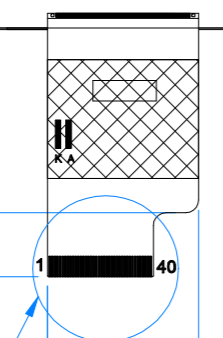
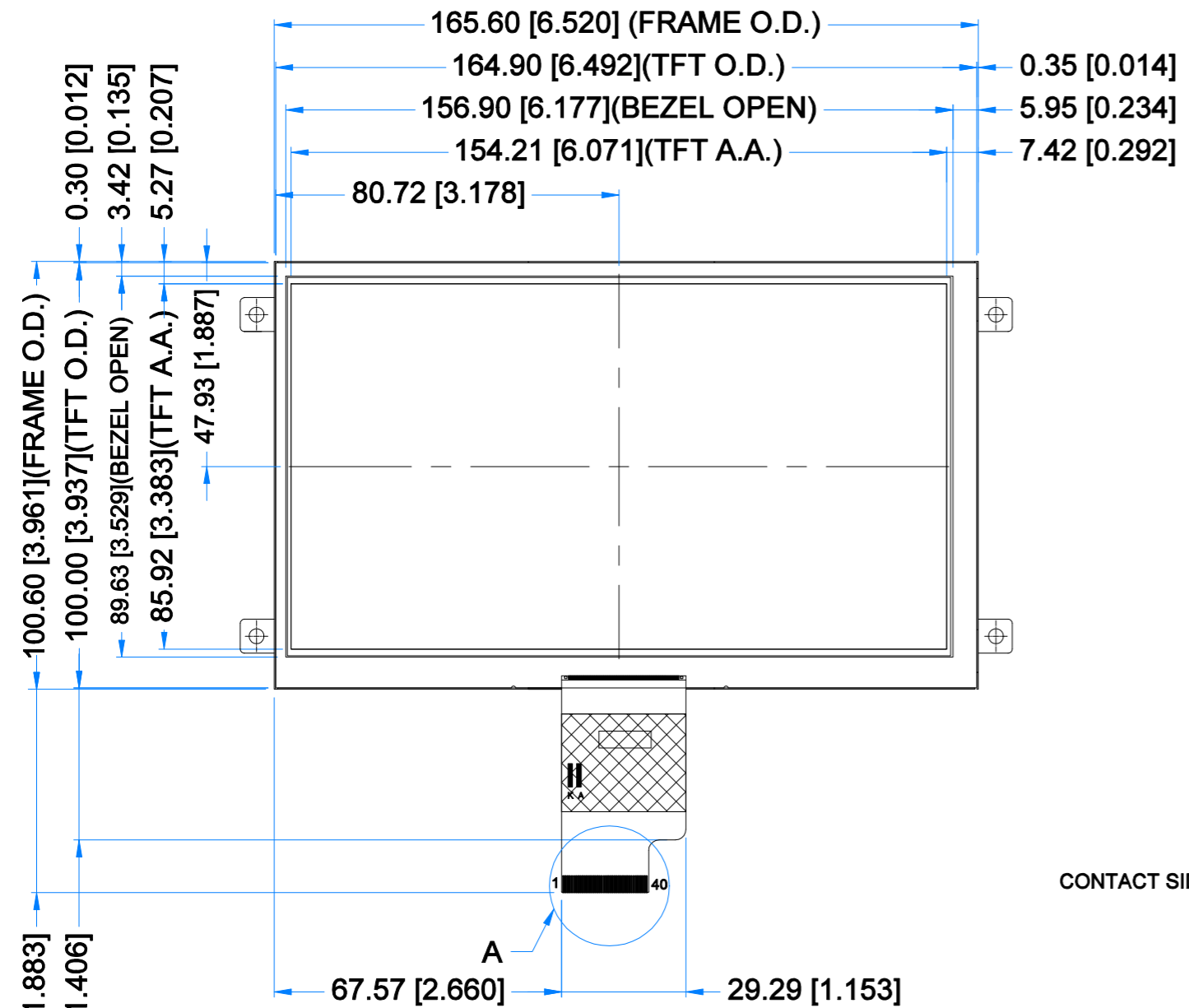
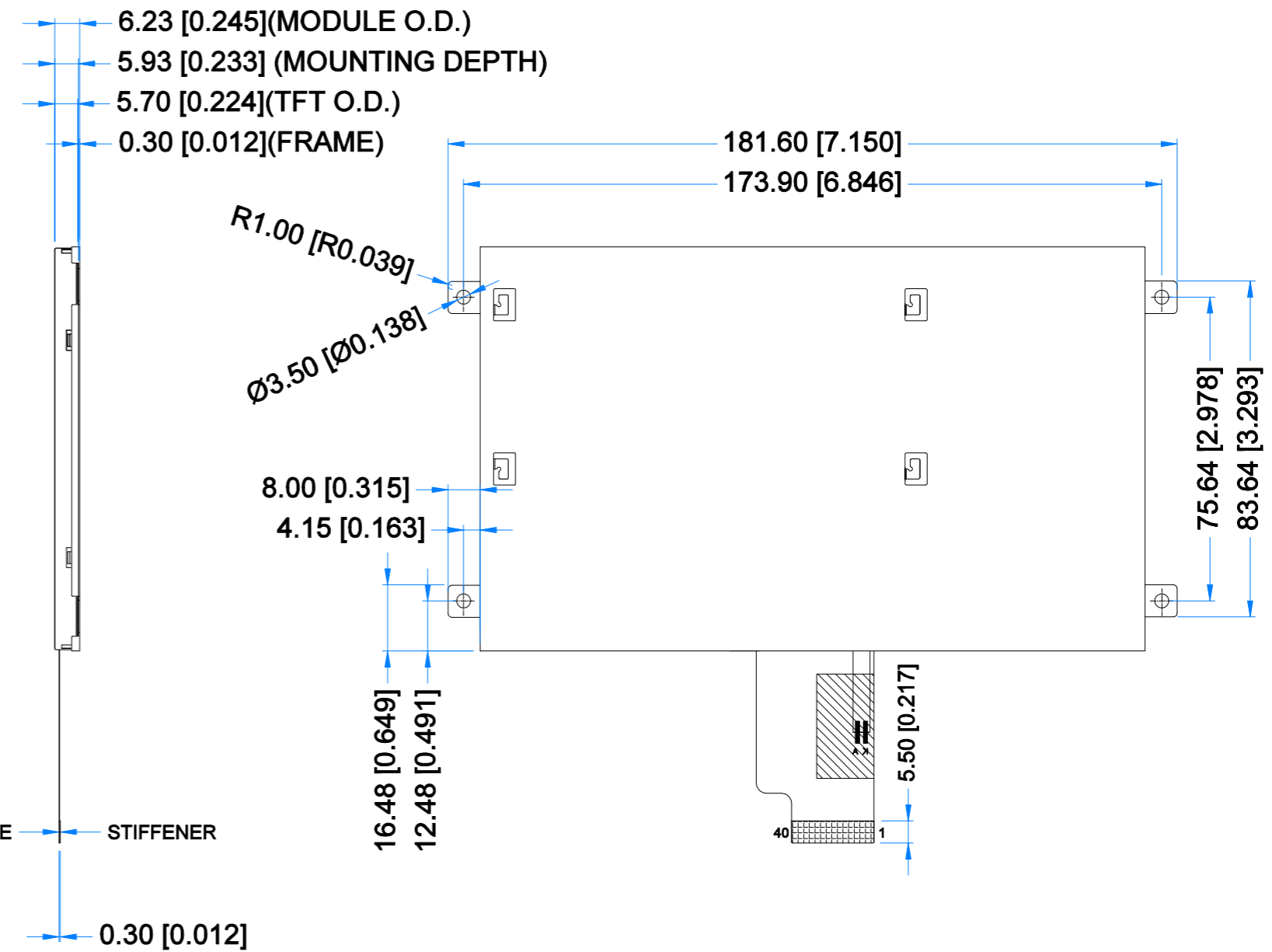
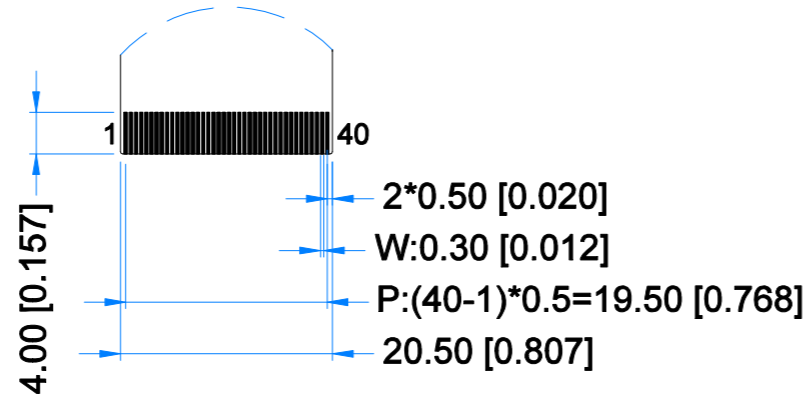


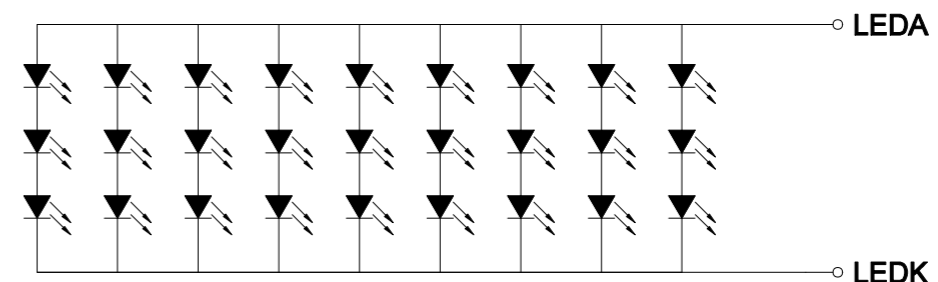
Revision:	Changes:	Date:
1.0	Initial Case	2020.07.03
1.1	Dimensions Overhaul	2021.06.24



DETAIL A
SCALE 2:1



CONTACT SIDE STIFFENER



LED DIAGRAM CIRCUIT

TFT NOTES:
 1. LCD TYPE: TFT, TRANSMISSIVE, NORMALLY BLACK, IPS
 2. RESOLUTION: 1024x600
 3. VIEWING ANGLE: FREE
 4. INTERFACE: LVDS
 5. DRIVER IC: EK79001HK+EK73215BCGA
 6. LOGIC VOLTAGE: 3.3V
 7. SURFACE LUMINANCE: 1000cd/m²
 8. BACKLIGHT: 27 CHIP WHITE LED I_F=270mA, V_F= 9.6V

GENERAL NOTES:
 1. OPERATING TEMPERATURE: -20°C ~ 70°C
 2. STORAGE TEMPERATURE: -30°C ~ 80°C
 3. WITHOUT INDIVIDUAL TOLERANCE:
 ±0.2mm [0.008inch]
 4. RoHS COMPLIANT

PN: RVT70HSLFWN00			
SN:			
DRAWN: M.Natywa	2021.06.24	1:1.46	
CHECKED: K.Brodacka	2021.07.07	[mm]	
APPR:			
		ISO A3	P. 1 of 1



LCD CONNECTOR			
Pin No.	Desc.	Pin No.	Desc.
1	VCOM	21	RXIN3+
2	VDD	22	GND
3	VDD	23	NC
4	NC	24	NC
5	RESET	25	GND
6	STBYB	26	NC
7	GND	27	NC
8	RXINO-	28	SELB
9	RXINO+	29	AVDD
10	GND	30	GND
11	RXIN1-	31	LED-
12	RXIN1+	32	LED-
13	GND	33	L/R
14	RXIN2-	34	U/D
15	RXIN2+	35	VGL
16	GND	36	NC
17	RXCLKIN-	37	NC
18	RXCLKIN+	38	VGH
19	GND	39	LED+
20	RXIN3-	40	LED+