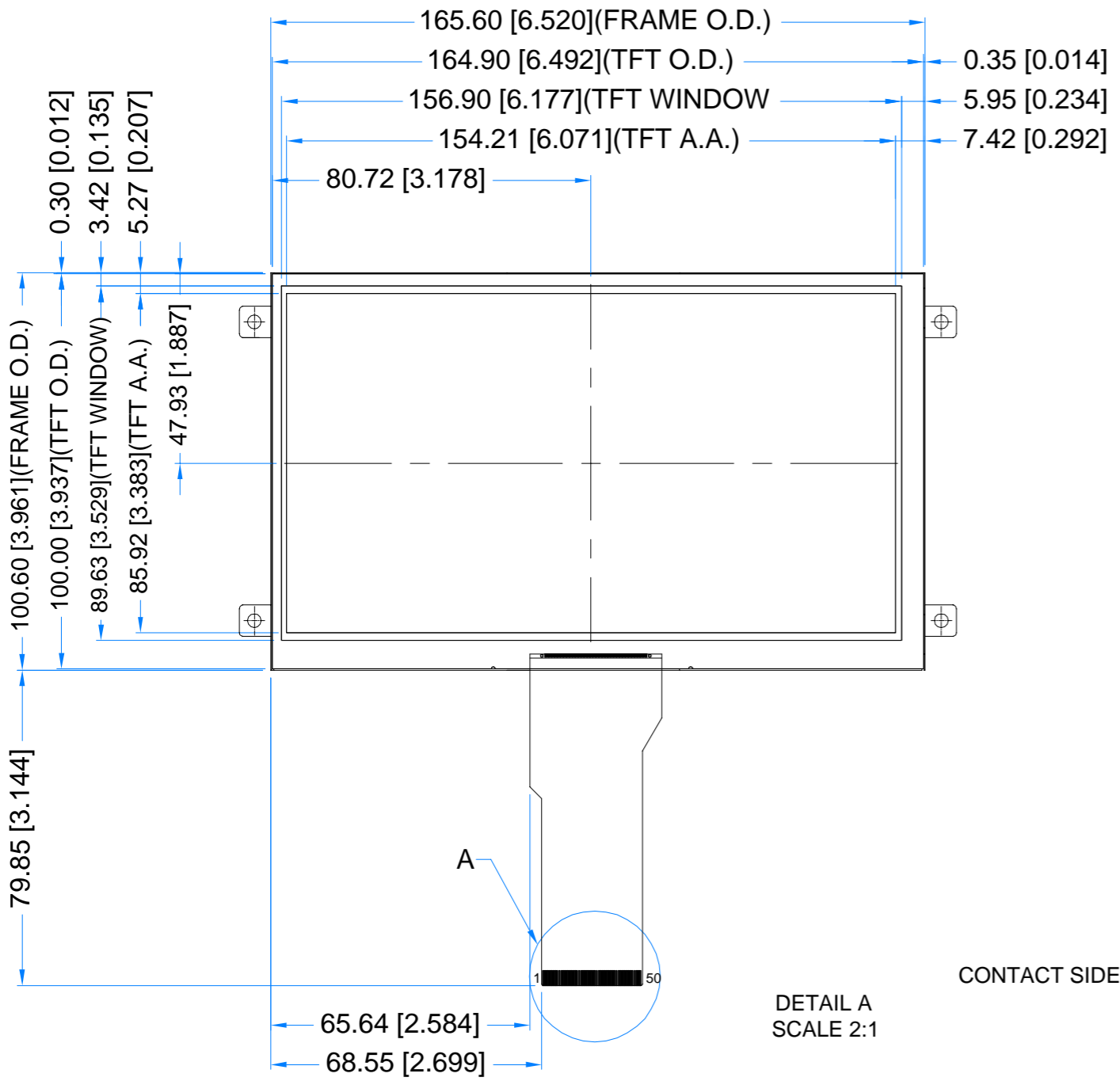
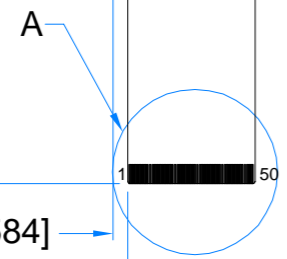
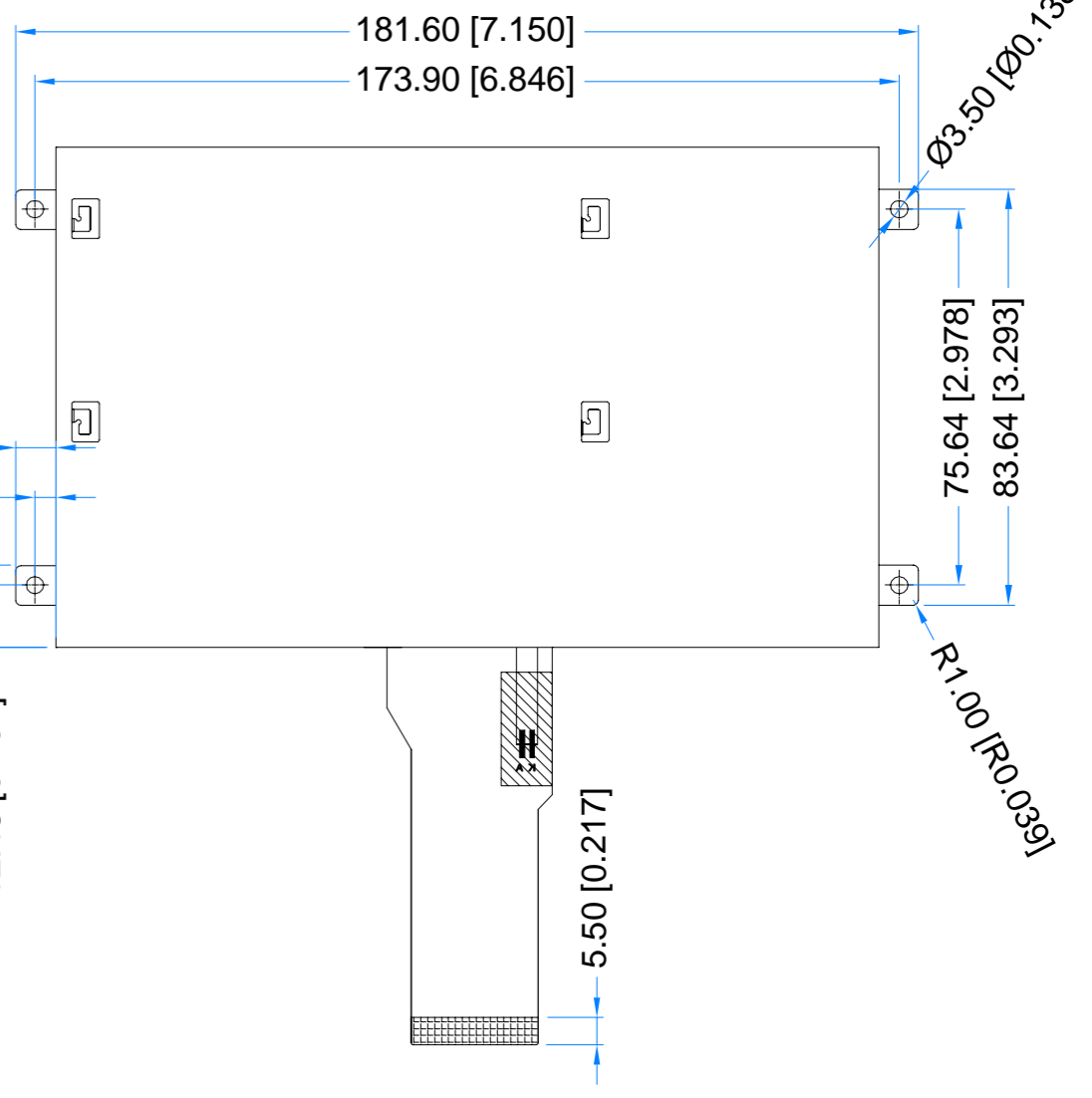


Revision:	Changes:	Date:
1.0	Initial Case	2020.06.03
1.1	Dimension Overhaul	2021.04.19

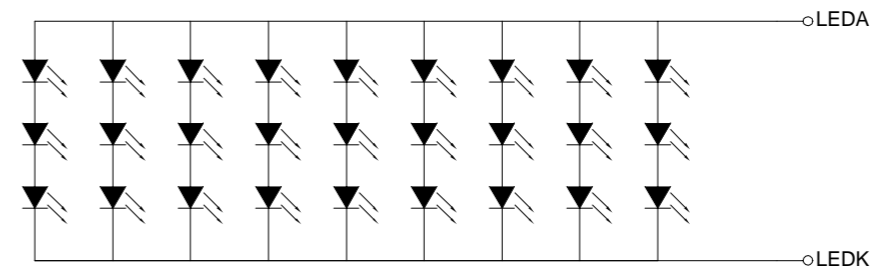
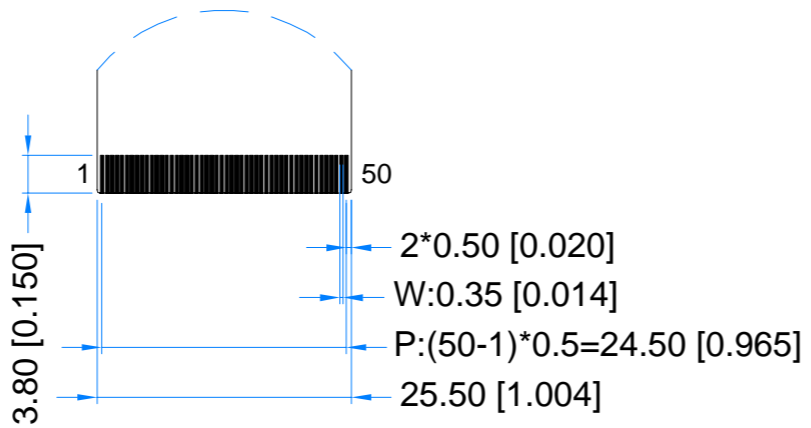


- 6.23 [0.245] (MODULE O.D.)
- 5.93 [0.233] (MOUNTING DEPTH)
- 5.70 [0.224] (TFT O.D.)



DETAIL A  
SCALE 2:1

CONTACT SIDE      STIFFENER  
0.30 [0.012]



LED Diagram Circuit

PINOUT ON THE 2ND PAGE

**TFT NOTES:**  
1. LCD TYPE: TRANSMISSIVE, NORMALLY BLACK, IPS  
2. RESOLUTION: 1024x600  
3. VIEWING ANGLE: FREE  
4. INTERFACE: RGB  
5. LCD DRIVER: EK79001HK+EK73215BCGA  
6. LOGIC VOLTAGE: 3.3V  
7. SURFACE LUMINANCE: 1000cd/m<sup>2</sup>  
8. BACKLIGHT: 27PCS LED, V<sub>F</sub>=9.6V, I<sub>F</sub>=270mA

**GENERAL NOTES:**  
1. OPERATING TEMPERATURE: -20°C ~ 70°C  
2. STORAGE TEMPERATURE: -30°C ~ 80°C  
3. MOUNTING METAL FRAME THICKNESS: 0.3mm  
4. WITHOUT INDIVIDUAL TOLERANCE: ±0.2mm  
5. RoHS3 COMPLIANT

PN: RVT70HSTFWN00			
SN:			
DRAWN: M.Natywa	2021.04.19	1:1.52	
CHECKED: Carol	2021.04.20	[mm]	
APPR:			
		ISO A3	P. 1 of 1



LCD CONNECTOR			
Pin No.	Desc.	Pin No.	Desc.
1	VLED+	26	G1
2	VLED+	27	G0
3	VLED-	28	R7
4	VLED-	29	R6
5	GND	30	R5
6	VCOM	31	R4
7	DVDD	32	R3
8	MODE	33	R2
9	DE	34	R1
10	VS	35	R0
11	HS	36	GND
12	B7	37	DCLK
13	B6	38	GND
14	B5	39	L/R
15	B4	40	U/D
16	B3	41	VGH
17	B2	42	VGL
18	B1	43	AVDD
19	B0	44	RESET
20	G7	45	NC
21	G6	46	VCOM
22	G5	47	DITHB
23	G4	48	GND
24	G3	49	NC
25	G2	50	NC